

SUMTER COUNTY EXECUTIVE SUMMARY

2009



ADEPT PARTNERS

Sumter

What is the Central SC Alliance? It is an alliance of ten counties and one city joined together for the purpose of marketing our assets together as a region to procure capital investment and jobs. Who is the Central SC Alliance? We are your adept partner in the site selection process. A group of highly educated and certified professionals that will be able to guide you through the difficult process of building or relocating your business.

As you read throughout this document you will get an in-depth look at the many reasons why Sumter County, a member of the Central SC Alliance, is the place for growing your business. Ranging from our convenient and accessible interstate systems to a nationally recognized worker training program, we have all the right resources for a successful expansion. Not only do we have these tangible resources, but we have an attitude of cooperation and partnership. Everyone involved in economic development - the public and private sectors, educators, elected officials, allies - have been willing to work together in order to achieve economic growth for the county. This cooperation remains one of the greatest strengths of our county and is something that will be seen and felt from the first day you meet with us. We hope that you will find this document informative and helpful in your decision making process.

CSCA Assets

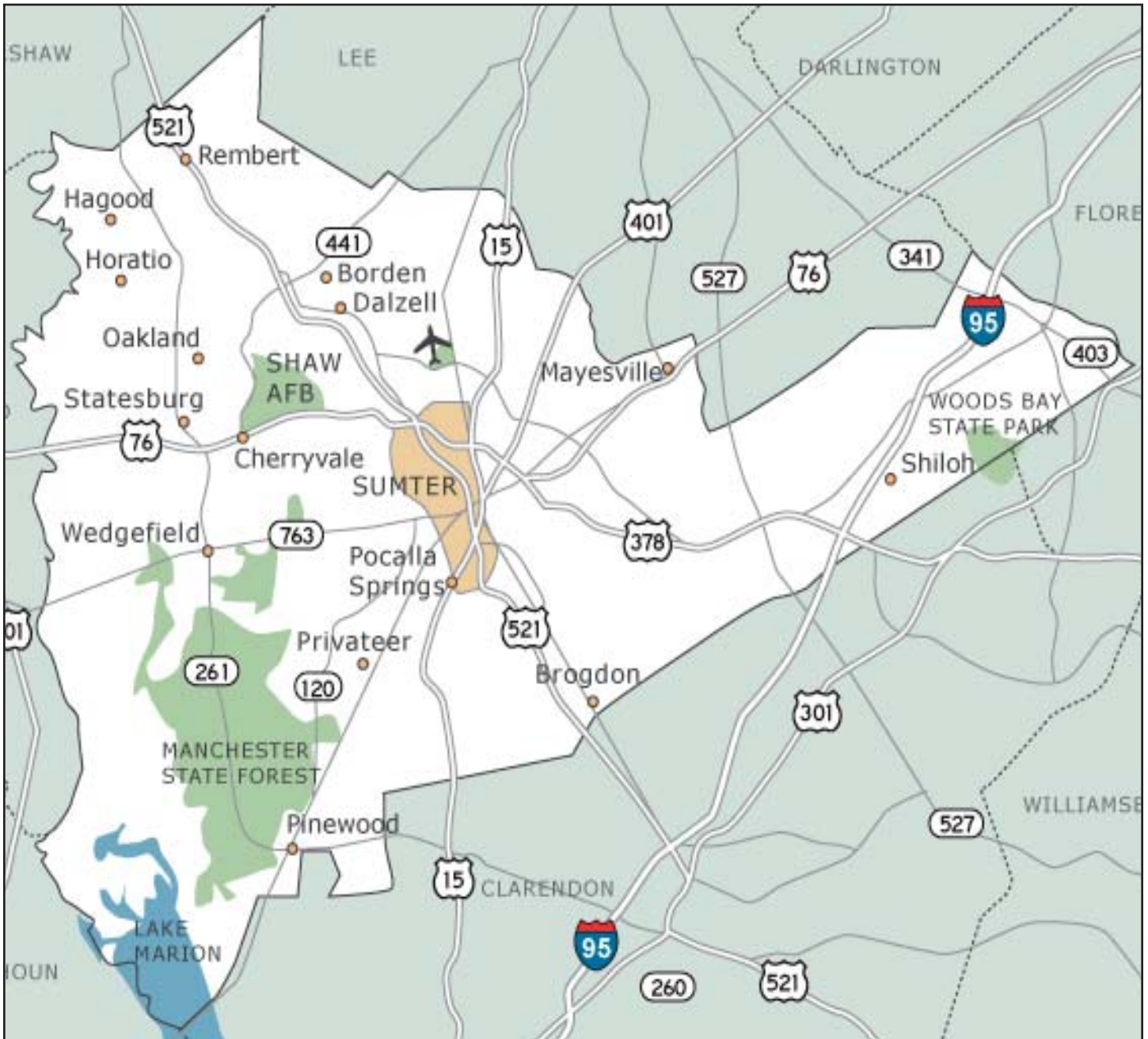
- Strategic East Coast Location
- Population approaching 1 million people
- Over 480,000 in the labor force
- 16 institutions of higher learning
- Aggressive incentives
- Lowest industrial electric rates in the Southeast
- Lowest corporate income tax rate in the Southeast
- One stop permitting
- Abundant infrastructure
- Ample supply of shovel-ready sites
- Toll free interstate Highways (I 20, I 26, I 77, I 95)
- United Parcel Service Southeast U.S. Air Hub
- Close proximity to Port of Charleston
- Cost of living well below the national average

If you have any additional questions please contact us at info@centralsc.org or call us toll free at 866-278-9098



LOCATION

S u m t e r



Sumter County is located in the Midlands region of South Carolina. It is uniquely positioned halfway between New York and Miami, within 24 hour ground access to more than 70 percent of the U.S. market. The total area of the county is 681 square miles. The county seat is the City of Sumter.

TRANSPORTATION

S u m m e r

Highways

Interstates in Sumter County:	I-95 (3 interchanges)		
Other Interstates Near Sumter County:	I-26, 35 miles; I-77, 23 miles; I-20, 14 miles		
US & State Highways in Sumter County:	US 76, 401, 15, 521, 378 SC 261, 763, 120, 527, 441, 53, 341		
Delivery Days To:			
Atlanta:	1	Houston:	3
Chicago:	3	St. Louis:	4
New York:	4	San Francisco:	5

Airports

Sumter Municipal Airport: Fully equipped local airport with a 5,501' lighted runway, fueling facilities, weather center. The airport also provides services for airfreight and charter flights through the fixed-base operator, On Eagle's Wings, Inc.

Columbia Metropolitan Airport: Located 40 miles from Sumter County and offers regularly scheduled commercial airline services. There are approximately 60 scheduled arrivals and departures per day from Columbia Metropolitan. The Columbia Metropolitan Airport recently completed a \$48 million renovation project.

Scheduled Airlines Serving Columbia MetroAllegiant Airlines, American Eagle, Continental, Delta, Delta Connection, Northwest, United Express, US Airways Express.

Air Freight OperatorsAirborne Express, Bankair, Federal Express, Mountain Air Cargo, Piedmont, United Parcel Service*

*In the Summer of 1994, UPS selected Columbia as the new home of a \$45 million southeast regional air cargo hub. Today, the hub handles 42,000 packages per hour and holds many unique advantages for Columbia area businesses.

Runway Lengths8,602 ft and 8,000 ft.



Ports & Rail

The Port of Charleston is 100 miles from Sumter County. The county's rail system is served by CSX.

DEMOGRAPHICS

Population

POPULATION 1970-2013							
	1970	1980	1990	2000	% Change 90-00	2008 Estimates	2013 Projection
Sumter County	79,425	88,243	102,637	104,636	2.0%	105,976	106,834
City of Sumter	24,555	24,921	35,943	39,643	10.2%	36,068	35,043
SC	2,590,516	3,121,820	3,486,703	4,012,012	15%	4,422,320	4,671,503
United States	203,211,926	226,542,199	248,709,873	281,421,906	12%	305,316,813	319,924,911

Source: US Census, Demographicsnow.com, and Sumter County Representatives.

POPULATION BY AGE 1990-2013						
Years	1990 Census	2000 Census	% change 90-00	2008 Estimate	2008 as a %	2013 Projection
0 to 4	8,574	7,829	-8.7%	7,030	6.6%	6,838
5 to 14	16,389	16,665	1.7%	15,778	14.9%	14,752
15 to 24	16,690	15,935	-4.5%	15,705	14.8%	15,224
25 to 34	20,070	14,285	-28.8%	12,140	11.5%	14,402
35 to 44	14,926	16,473	10.4%	13,517	12.8%	11,114
45 to 54	9,071	13,001	43.3%	15,711	14.8%	15,269
55 to 64	7,296	8,698	19.2%	11,932	11.3%	13,445
65 to 74	5,951	6,409	7.7%	7,968	7.5%	9,044
75 to 84	2,890	4,070	40.8%	4,264	4.0%	4,928
85+	780	1,281	64.2%	1,923	1.8%	1,811

2008 Estimated Median Age 37.1

Source: US Census and Demographicsnow.com

Population

POPULATION WITHIN COMMUTING DISTANCE 1990-2013

City of Sumter	1990	2000	% Change '90-'00	2008 Estimates	2013 Projection
15 mile radius	103,991	106,127	2.1%	107,296	108,137
30 mile radius	233,026	252,471	8.3%	263,524	269,788
45 mile radius	826,961	902,350	9.1%	951,458	982,644

Source: Demographicsnow.com

POPULATION BY SEX & RACE 1990-2013

	1990	2000	% Change '90-'00	2008 Estimates	2008 as a %	2013 Projection
Male	51,343	50,680	-1.3%	50,380	47.5%	50,210
Female	51,294	53,966	5.2%	55,596	52.5%	56,624
White	56,779	54,462	-7.6%	52,121	49.2%	51,784
Black	44,340	48,850	10.2%	51,880	49.0%	53,613
American/Alaska Native	204	282	38.2%	217	0.2%	173
Asian/Pacific Islander	933	1,002	7.4%	669	0.6%	541
Some Other Race	381	833	118.6%	436	0.4%	360
Two or More Races	n/a	1,217	n/a	653	0.6%	363
Hispanic	1,239	1,918	54.8%	2,065	2.0%	2,161

Source: US Census and Demographicsnow.com

Income & Households

Per Capita Income (2004) \$23,732
 Median Household Income (2008 Estimate) \$41,769

HOUSEHOLD INCOME DISTRIBUTION 1990-2013					
	1990	2000	Change '90-'00	2008 Estimates	2013 Projections
\$0 - \$14,999	10,525	7,963	-24.3%	6,494	5,987
\$15,000 - \$24,999	7,371	6,151	-16.6%	5,084	4,335
\$25,000 - \$34,999	5,592	5,469	-2.2%	4,927	4,696
\$35,000 - \$49,999	5,006	6,885	37.5%	6,433	6,051
\$50,000 - \$74,999	3,141	6,739	279.9%	7,734	8,151
\$75,000 - \$99,999	644	2,506	289.1%	3,917	4,546
\$100,000 - \$149,999	281	1,279	355.2%	2,733	3,641
\$150,000 +	165	736	346.1%	1,437	1,971
Average	\$27,604	\$42,504	54.0%	53,577	58,353

Source: Demographicsnow.com

HOUSEHOLDS 1990-2013					
Sumter	1990	2000	Change '90-'00	2008 Estimates	2013 Projections
Total	32,723	37,728	40.8%	38,759	39,378

Source: Demographicsnow.com

HOUSING UNITS 1990-2013			
	Total	Owner Occupied	Renter Occupied
1990	35,016	21,328	11,395
2000	41,751	26,217	11,511
Change '90-'00	19.2%	22.9%	1.0%
2008 Estimates	45,352	26,142	12,617
2013 Projections	47,576	26,105	13,273

Source: Demographicsnow.com

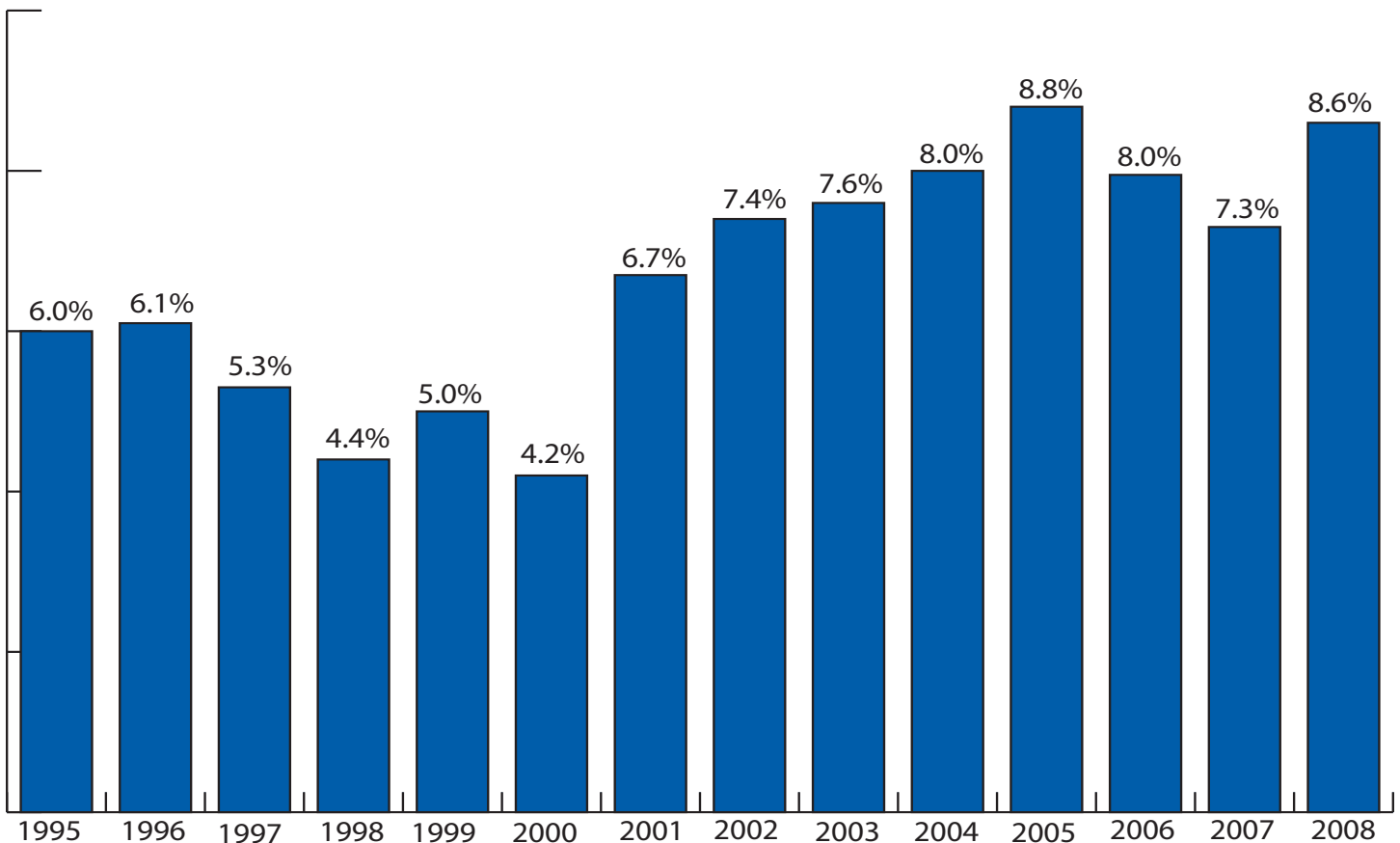
LABOR & EMPLOYMENT

Labor Force & Employment

LABOR FORCE & EMPLOYMENT 1998-2008				
	Unemployment Rate	Labor Force	Unemployed	Employed
1998	4.4%	46,341	2,045	44,296
1999	5.0%	46,943	2,350	44,593
2000	4.2%	44,794	1,877	42,917
2001	6.7%	43,620	2,944	40,676
2002	7.4%	43,263	3,194	40,069
2003	7.6%	45,281	3,454	41,827
2004	8.0%	45,959	3,679	42,280
2005	8.8%	47,122	4,158	42,964
2006	7.9%	49,908	3,969	41,930
2007	7.3%	45,619	3,309	42,310
2008	8.6%	43,132	3,712	39,420

Source: SC Employment Security Commission

UNEMPLOYMENT TREND 1994-2008



Unions

South Carolina is a right-to-work state and ranks the lowest in the nation in union membership as a percentage of non-agricultural employment. In 2008, there were 0 union members in Sumter County's non-farm employees. The unionization rate is 0.0%.

Industry Sectors

Private NonFarm Employment by Industry Sector 2008 (3rd Quarter)		
Industry Sector	Employment (%)	Employment (#)
Natural Resources and Mining	0.7%	371
Agriculture, Forestry, Fishing and Hunting	0.7%	370
Construction	4.9%	2,692
Manufacturing	12.8%	7,066
Service-Providing	35.4%	19,622
Trade, Transportation, and Utilities	11.5%	6,380
Information	5.8%	321
Financial Activities	2.0%	1,109
Professional and Business Services	4.4%	2,439
Education and Health Services	8.7%	4,828
Leisure and Hospitality	6.1%	3,396
Total Government	12.2%	6,781
Total	100%	55,375

Source: SC Employment Security Commission, Labor Market Information Division

Worker Training



In its October 2003 issue, *Expansion Management Magazine* listed South Carolina as number one on its annual ranking for the top 15 states for workforce training.

The reason behind

the number one ranking is the Ready SC. More recently in the June 2004 issue of *The Manufacturer*, SC's Ready SC program was featured as one of the best state training programs in the US. Created in 1961, Ready SC is one of the longest running and most experienced worker training programs in the nation. The Ready SC program focuses on the training needs of new and existing business and

industry in South Carolina. They provide recruiting, assessment, training development, management and implementation services to customers who are creating new jobs with competitive wages and benefits. These services are provided through state funds at little or no cost to the company. Central Carolina Technical College plays an integral part in the Ready SC program in Sumter County. CC Tech offers industrial training as well as occupational education to the workers of Sumter County.

From 1994 to 2003 Ready SC has trained 1,256 workers at companies in Sumter County including: *Becton Dickinson, Federal Mogul, Caterpillar, Bosch Braking Systems, Gold Kist, L & R Industries, H&R Metals, Kaydon Corporation, Interlake, International Paper, Sumter Metal Products, Sumter Packaging Corp., Westar, Color-Fi, Jemison-Demsey Steel*

Wages

Wages 2008 (3rd Quarter)	
Industry Sector	Average Weekly Wage
Natural Resources and Mining	\$489
Construction	\$704
Manufacturing	\$665
Service-Providing	\$551
Trade, Transportation, and Utilities	\$599
Information	\$668
Financial Activities	\$679
Professional and Business Services	\$575
Education and Health Services	\$698
Leisure and Hospitality	\$226
Other Services	\$428
Total Average Weekly Wage	\$598

Source: SC Employment Security Commission, Labor Market Information Division

2007 Sumter MSA Wage Survey						
Occupational Code	Occupational Title	Total Employment	Entry Average Wage	Average Hourly wage	Experience Avg Wage	Average Annual Wage
00-0000	All Occupations	35,710	\$8.38	\$14.56	\$17.38	\$30,280
11-0000	Management occupations	1,290	\$24.71	\$37.27	\$42.28	\$77,520
11-1011	Chief executives	40	\$50.65	\$74.76	#	\$155,510
11-1021	General and operations managers	490	\$26.45	\$41.18	\$46.27	\$85,650
11-2022	Sales managers	30	\$19.37	\$38.05	\$48.58	\$79,140
11-3011	Administrative services managers	70	\$24.86	\$28.88	\$34.92	\$60,070
11-3031	Financial managers	50	\$28.82	\$35.43	\$41.33	\$73,680
11-3051	Industrial production managers	30	\$32.78	\$40.07	\$50.28	\$83,340
11-9021	Construction managers	150	\$27.21	\$40.58	\$45.92	\$84,400
11-9032	Education administrators, elementary and secondary school	100	*	*	*	\$63,180
11-9033	Education administrators, postsecondary	40	\$18.79	\$27.71	\$33.40	\$57,640
11-9041	Engineering managers	30	\$33.44	\$44.77	\$55.25	\$93,120
11-9051	Food service managers	40	\$21.90	\$27.08	\$33.06	\$56,320
11-9111	Medical and health services managers	80	\$23.92	\$30.30	\$37.07	\$63,020
13-0000	Business and financial operations occupations	760	\$15.59	\$23.24	\$28.94	\$48,340

13-1023	Purchasing agents, except wholesale, retail, and farm products	70	\$18.78	\$24.04	\$28.47	\$50,000
13-1041	Compliance officers, except agriculture, construction, health and safety, and transportation	40	\$13.81	\$19.21	\$24.58	\$39,960
13-1051	Cost estimators	80	\$19.75	\$22.49	\$25.12	\$46,780
13-1081	Logisticians	40	\$25.93	\$29.49	\$34.49	\$61,350
13-1111	Management analysts	50	\$26.21	\$29.61	\$35.55	\$61,600
13-1199	Business operations specialists, all other	90	\$23.31	\$28.24	\$32.66	\$58,730
13-2011	Accountants and auditors	110	\$17.69	\$23.72	\$29.03	\$49,330
13-2072	Loan officers	40	\$14.13	\$19.12	\$22.53	\$39,770
13-2082	Tax preparers	**	\$11.66	\$12.10	\$13.41	\$25,160
15-0000	Computer and mathematical occupations	140	\$17.16	\$24.32	\$31.48	\$50,580
15-1041	Computer support specialists	40	\$11.30	\$14.81	\$17.74	\$30,800
15-1071	Network and computer systems administrators	40	\$24.10	\$27.45	\$30.99	\$57,100
17-0000	Architecture and engineering occupations	560	\$19.43	\$25.91	\$31.98	\$53,890
17-2051	Civil engineers	**	\$27.52	\$31.02	\$35.03	\$64,520
17-2071	Electrical engineers	60	\$27.42	\$32.32	\$36.70	\$67,220
17-2112	Industrial engineers	50	\$29.28	\$32.41	\$37.06	\$67,410
17-2141	Mechanical engineers	70	\$18.17	\$24.83	\$32.30	\$51,640
19-0000	Life, physical, and social science occupations	140	\$15.49	\$21.94	\$28.22	\$45,640
21-0000	Community and social services occupations	460	\$12.68	\$16.53	\$20.30	\$34,380
21-1012	Educational, vocational, and school counselors	140	\$9.67	\$17.86	\$23.38	\$37,140
21-1015	Rehabilitation counselors	**	\$13.43	\$15.85	\$18.02	\$32,960
21-1021	Child, family, and school social workers	100	\$12.72	\$15.43	\$17.88	\$32,090
21-1093	Social and human service assistants	40	\$8.43	\$12.88	\$17.18	\$26,790
23-0000	Legal occupations	170	\$13.20	\$26.33	\$29.20	\$54,760
23-1011	Lawyers	60	\$24.26	\$45.23	\$68.77	\$94,090
23-2011	Paralegals and legal assistants	90	\$12.41	\$13.70	\$14.95	\$28,490
25-0000	Education, training, and library occupations	2,620	\$9.59	\$17.26	\$22.68	\$35,900
25-1011	Business teachers, postsecondary	50	*	*	*	\$56,490
25-1022	Mathematical science teachers, postsecondary	**	*	*	*	\$57,170
25-1066	Psychology teachers, postsecondary	**	*	*	*	\$68,760
25-1123	English language and literature teachers, postsecondary	**	*	*	*	\$45,800
25-2011	Preschool teachers, except special education	40	\$12.90	\$16.13	\$19.47	\$33,560

25-2012	Kindergarten teachers, except special education	60	*	*	*	\$42,730
25-2021	Elementary school teachers, except special education	470	*	*	*	\$39,710
25-2022	Middle school teachers, except special and vocational education	360	*	*	*	\$38,460
25-2031	Secondary school teachers, except special and vocational education	240	*	*	*	\$35,780
25-2032	Vocational education teachers, secondary school	70	*	*	*	\$42,580
25-2041	Special education teachers, preschool, kindergarten, and elementary school	90	*	*	*	\$37,560
25-2042	Special education teachers, middle school	50	*	*	*	\$41,960
25-3099	Teachers and instructors, all other	190	*	*	*	\$15,910
25-4021	Librarians	30	\$20.46	\$23.07	\$26.34	\$47,990
25-9031	Instructional coordinators	90	\$20.68	\$24.95	\$28.71	\$51,890
25-9041	Teacher assistants	420	*	*	*	\$15,920
27-0000	Arts, design, entertainment, sports, and media occupations	170	\$8.25	\$14.61	\$18.36	\$30,380
27-3031	Public relations specialists	**	\$16.15	\$17.94	\$18.79	\$37,310
29-0000	Healthcare practitioners and technical occupations	1,640	\$15.78	\$28.91	\$30.20	\$60,140
29-1051	Pharmacists	**	\$31.41	\$46.98	\$52.12	\$97,710
29-1063	Internists, general	30	#	#	#	#
29-1069	Physicians and surgeons, all other	40	\$66.27	\$84.14	#	\$175,020
29-1111	Registered nurses	600	\$25.98	\$27.15	\$29.96	\$56,460
29-2012	Medical and clinical laboratory technicians	50	\$11.88	\$14.25	\$16.94	\$29,640
29-2021	Dental hygienists	50	\$20.64	\$22.75	\$27.69	\$47,320
29-2034	Radiologic technologists and technicians	50	\$10.97	\$15.24	\$21.27	\$31,700
29-2052	Pharmacy technicians	90	\$9.97	\$11.28	\$11.81	\$23,470
29-2061	Licensed practical and licensed vocational nurses	200	\$14.73	\$15.91	\$18.03	\$33,090
29-2071	Medical records and health information technicians	60	\$10.13	\$11.78	\$13.69	\$24,510
31-0000	Healthcare support occupations	850	\$8.12	\$10.19	\$11.66	\$21,200
31-1011	Home health aides	210	\$6.18	\$7.41	\$8.67	\$15,410
31-1012	Nursing aides, orderlies, and attendants	320	\$8.39	\$9.61	\$10.51	\$19,990
31-9091	Dental assistants	60	\$11.55	\$14.61	\$16.97	\$30,390
31-9092	Medical assistants	110	\$9.72	\$10.86	\$11.93	\$22,580
31-9099	Healthcare support workers, all other	40	\$8.99	\$11.45	\$12.39	\$23,820
33-0000	Protective service occupations	1,130	\$8.94	\$12.65	\$15.13	\$26,320
33-9032	Security guards	**	\$6.96	\$9.70	\$12.57	\$20,180

35-0000	Food preparation and serving related occupations	3,180	\$6.17	\$7.72	\$8.51	\$16,060
35-1012	First-line supervisors/managers of food preparation and serving workers	240	\$10.33	\$13.26	\$14.56	\$27,590
35-2011	Cooks, fast food	340	\$6.21	\$7.17	\$8.22	\$14,920
35-2012	Cooks, institution and cafeteria	180	\$6.56	\$8.15	\$9.35	\$16,950
35-2014	Cooks, restaurant	150	\$6.47	\$8.18	\$9.66	\$17,020
35-2015	Cooks, short order	**	\$9.51	\$11.38	\$13.51	\$23,660
35-2021	Food preparation workers	**	\$6.32	\$7.66	\$8.79	\$15,920
35-3011	Bartenders	120	\$6.20	\$7.27	\$8.45	\$15,110
35-3021	Combined food preparation and serving workers, including fast food	600	\$6.03	\$6.82	\$7.44	\$14,190
35-3022	Counter attendants, cafeteria, food concession, and coffee shop	70	\$6.03	\$7.00	\$7.58	\$14,560
35-3031	Waiters and waitresses	790	\$5.97	\$6.43	\$6.96	\$13,380
35-9011	Dining room and cafeteria attendants and bartender helpers	40	\$5.98	\$6.84	\$7.44	\$14,220
35-9021	Dishwashers	120	\$6.08	\$7.09	\$8.01	\$14,740
35-9031	Hosts and hostesses, restaurant, lounge, and coffee shop	50	\$6.13	\$7.25	\$8.13	\$15,080
37-0000	Building and grounds cleaning and maintenance occupations	1,100	\$6.74	\$8.62	\$9.70	\$17,940
37-1011	First-line supervisors/managers of housekeeping and janitorial workers	70	\$10.24	\$11.13	\$11.92	\$23,150
37-2011	Janitors and cleaners, except maids and housekeeping cleaners	630	\$6.39	\$7.87	\$8.99	\$16,370
37-2012	Maids and housekeeping cleaners	230	\$7.45	\$8.32	\$9.28	\$17,310
37-3011	Landscaping and groundskeeping workers	110	\$6.93	\$8.79	\$10.29	\$18,290
39-0000	Personal care and service occupations	620	\$6.51	\$8.62	\$9.48	\$17,940
39-2021	Nonfarm animal caretakers	**	\$6.06	\$7.15	\$8.20	\$14,880
39-5012	Hairdressers, hairstylists, and cosmetologists	60	\$8.24	\$10.30	\$10.97	\$21,430
39-9011	Child care workers	240	\$6.02	\$6.83	\$7.37	\$14,200
39-9032	Recreation workers	40	\$9.50	\$12.78	\$15.52	\$26,580
41-0000	Sales and related occupations	3,770	\$6.95	\$11.28	\$12.73	\$23,460
41-1011	First-line supervisors/managers of retail sales workers	330	\$12.50	\$16.23	\$18.36	\$33,750
41-2011	Cashiers	1,460	\$6.22	\$7.35	\$8.30	\$15,300
41-2021	Counter and rental clerks	110	\$6.24	\$8.62	\$9.28	\$17,930
41-2022	Parts salespersons	150	\$8.51	\$11.19	\$12.27	\$23,270
41-2031	Retail salespersons	1,260	\$7.56	\$10.28	\$11.83	\$21,380
41-3021	Insurance sales agents	60	\$17.79	\$27.42	\$33.24	\$57,040
41-3031	Securities, commodities, and financial services sales agents	40	*	*	*	*

41-3099	Sales representatives, services, all other	**	\$14.19	\$23.64	\$34.28	\$49,170
41-4012	Sales representatives, wholesale and manufacturing, except technical and scientific products	210	\$15.74	\$21.54	\$25.15	\$44,810
41-9022	Real estate sales agents	40	\$9.49	\$13.21	\$14.71	\$27,480
43-0000	Office and administrative support occupations	4,740	\$8.77	\$11.98	\$14.27	\$24,920
43-1011	First-line supervisors/managers of office and administrative support workers	280	\$13.92	\$19.02	\$23.54	\$39,560
43-2011	Switchboard operators, including answering service	40	\$8.31	\$9.59	\$9.94	\$19,950
43-3011	Bill and account collectors	110	\$9.27	\$10.72	\$12.09	\$22,310
43-3021	Billing and posting clerks and machine operators	90	\$10.66	\$12.84	\$14.26	\$26,700
43-3031	Bookkeeping, accounting, and auditing clerks	390	\$9.69	\$12.54	\$14.97	\$26,080
43-3051	Payroll and timekeeping clerks	50	\$10.95	\$13.24	\$15.26	\$27,530
43-3071	Tellers	200	\$8.57	\$9.92	\$11.22	\$20,630
43-4051	Customer service representatives	260	\$8.58	\$12.52	\$14.91	\$26,030
43-4071	File clerks	60	\$6.91	\$8.57	\$9.19	\$17,830
43-4081	Hotel, motel, and resort desk clerks	**	\$6.92	\$8.18	\$9.32	\$17,000
43-4111	Interviewers, except eligibility and loan	60	\$10.28	\$10.78	\$11.56	\$22,420
43-4131	Loan interviewers and clerks	50	\$9.75	\$13.05	\$15.10	\$27,150
43-4151	Order clerks	40	\$9.97	\$13.06	\$16.63	\$27,170
43-4161	Human resources assistants, except payroll and timekeeping	50	\$12.14	\$14.52	\$15.65	\$30,200
43-4171	Receptionists and information clerks	230	\$8.20	\$9.70	\$10.96	\$20,180
43-5052	Postal service mail carriers	110	\$18.43	\$21.21	\$23.66	\$44,110
43-5061	Production, planning, and expediting clerks	70	\$14.98	\$17.16	\$18.30	\$35,680
43-5071	Shipping, receiving, and traffic clerks	140	\$9.59	\$12.34	\$14.50	\$25,660
43-5081	Stock clerks and order fillers	390	\$6.73	\$9.13	\$10.64	\$18,990
43-6011	Executive secretaries and administrative assistants	160	\$12.63	\$14.72	\$16.99	\$30,630
43-6013	Medical secretaries	70	\$10.41	\$11.09	\$11.84	\$23,070
43-6014	Secretaries, except legal, medical, and executive	510	\$9.44	\$11.86	\$14.39	\$24,660
43-9061	Office clerks, general	930	\$7.41	\$9.63	\$11.43	\$20,020
45-0000	Farming, fishing, and forestry occupations	60	\$8.69	\$14.21	\$19.94	\$29,550
47-0000	Construction and extraction occupations	1,860	\$10.62	\$13.77	\$15.81	\$28,640
47-1011	First-line supervisors/managers of construction trades and extraction workers	180	\$18.30	\$22.78	\$24.21	\$47,380
47-2031	Carpenters	**	\$10.64	\$13.07	\$14.36	\$27,180

47-2051	Cement masons and concrete finishers	100	\$11.24	\$13.77	\$15.59	\$28,640
47-2061	Construction laborers	450	\$9.09	\$10.63	\$12.06	\$22,100
47-2071	Paving, surfacing, and tamping equipment operators	50	\$12.23	\$13.95	\$15.54	\$29,010
47-2073	Operating engineers and other construction equipment operators	210	\$11.49	\$13.07	\$14.76	\$27,190
47-2111	Electricians	140	\$12.57	\$14.90	\$16.91	\$30,990
47-2141	Painters, construction and maintenance	40	\$12.34	\$14.35	\$16.68	\$29,860
47-2151	Pipelayers	40	\$8.29	\$10.88	\$13.29	\$22,640
47-2152	Plumbers, pipefitters, and steamfitters	110	\$12.23	\$15.59	\$19.02	\$32,420
47-2181	Roofers	80	\$10.12	\$11.73	\$12.84	\$24,390
47-2221	Structural iron and steel workers	40	\$11.25	\$15.30	\$18.47	\$31,830
47-3012	Helpers--carpenters	30	\$10.08	\$12.70	\$14.42	\$26,420
47-3013	Helpers--electricians	40	\$10.70	\$12.18	\$14.36	\$25,340
47-3015	Helpers--pipelayers, plumbers, pipefitters, and steamfitters	**	\$9.43	\$12.11	\$14.07	\$25,200
49-0000	Installation, maintenance, and repair occupations	2,020	\$11.75	\$16.34	\$20.53	\$33,990
49-1011	First-line supervisors/managers of mechanics, installers, and repairers	310	\$18.88	\$23.49	\$28.07	\$48,860
49-3021	Automotive body and related repairers	40	\$11.45	\$15.38	\$19.36	\$31,990
49-3023	Automotive service technicians and mechanics	220	\$8.75	\$13.68	\$17.57	\$28,460
49-3031	Bus and truck mechanics and diesel engine specialists	50	\$12.70	\$15.07	\$15.22	\$31,350
49-3042	Mobile heavy equipment mechanics, except engines	40	\$11.31	\$15.82	\$20.15	\$32,900
49-3093	Tire repairers and changers	**	\$6.69	\$9.58	\$13.41	\$19,920
49-9021	Heating, air conditioning, and refrigeration mechanics and installers	150	\$11.83	\$15.17	\$18.55	\$31,550
49-9041	Industrial machinery mechanics	60	\$12.83	\$15.89	\$19.63	\$33,040
49-9042	Maintenance and repair workers, general	500	\$10.76	\$14.07	\$17.38	\$29,260
49-9051	Electrical power-line installers and repairers	270	\$15.95	\$19.45	\$22.94	\$40,450
49-9098	Helpers--installation, maintenance, and repair workers	90	\$7.94	\$9.19	\$10.57	\$19,110
49-9099	Installation, maintenance, and repair workers, all other	**	\$13.84	\$19.44	\$25.72	\$40,430
51-0000	Production occupations	4,440	\$10.29	\$13.24	\$16.06	\$27,530
51-1011	First-line supervisors/managers of production and operating workers	240	\$12.70	\$20.40	\$26.70	\$42,430
51-2092	Team assemblers	1,140	\$11.00	\$13.67	\$16.46	\$28,430
51-2099	Assemblers and fabricators, all other	30	\$9.54	\$12.47	\$14.78	\$25,940
51-3021	Butchers and meat cutters	40	\$9.18	\$11.80	\$13.70	\$24,550

51-4031	Cutting, punching, and press machine setters, operators, and tenders, metal and plastic	250	*	*	*	*
51-4041	Machinists	220	\$14.64	\$16.15	\$17.53	\$33,600
51-4121	Welders, cutters, solderers, and brazers	100	\$11.53	\$13.30	\$13.97	\$27,670
51-6011	Laundry and dry-cleaning workers	130	\$7.79	\$9.10	\$9.28	\$18,930
51-6021	Pressers, textile, garment, and related materials	40	\$6.48	\$7.50	\$8.67	\$15,610
51-7042	Woodworking machine setters, operators, and tenders, except sawing	40	\$9.25	\$10.47	\$11.72	\$21,780
51-9061	Inspectors, testers, sorters, samplers, and weighers	280	\$10.27	\$11.73	\$13.07	\$24,390
51-9121	Coating, painting, and spraying machine setters, operators, and tenders	70	\$12.09	\$12.74	\$14.13	\$26,500
53-0000	Transportation and material moving occupations	3,990	\$8.64	\$11.47	\$12.75	\$23,870
53-1021	First-line supervisors/managers of helpers, laborers, and material movers, hand	50	\$14.33	\$19.63	\$26.83	\$40,830
53-1031	First-line supervisors/managers of transportation and material-moving machine and vehicle operators	30	\$14.74	\$23.11	\$33.83	\$48,060
53-3032	Truck drivers, heavy and tractor-trailer	560	\$11.98	\$16.17	\$20.90	\$33,630
53-3033	Truck drivers, light or delivery services	330	\$8.47	\$13.19	\$15.11	\$27,440
53-7032	Excavating and loading machine and dragline operators	**	\$12.10	\$13.86	\$14.75	\$28,830
53-7051	Industrial truck and tractor operators	230	\$10.01	\$11.29	\$11.83	\$23,470
53-7061	Cleaners of vehicles and equipment	150	\$8.26	\$9.45	\$10.98	\$19,660
53-7062	Laborers and freight, stock, and material movers, hand	2,140	\$8.17	\$9.52	\$10.97	\$19,800
53-7064	Packers and packagers, hand	230	\$7.11	\$11.02	\$14.01	\$22,920
53-7081	Refuse and recyclable material collectors	30	\$8.05	\$10.92	\$13.91	\$22,720
Notes:						
* = indicates that a wage estimate is not available						
** = indicates that an employment estimate is not available						
# = indicates a wage greater than \$70.00 per hour or \$145,600 per year						
~ = indicates that the percent of establishments reporting the occupation is less than 0.5%						

Industrial Employers

INDUSTRIAL DIRECTORY 2007				
Company Name	Employment	SIC	NAICS	Product Description 1
Gold Kist Inc	2,210	2015	311615	Poultry-chicken products
Becton Dickinson Vacutainer Systems	804	3841	334516	Disposable blood collection devices
Santee Print Works	725	2261	323113	Printing, dyeing, & finishing cotton fabric
Eaton Electrical	665	3625	335314	Electrical distribution equipment
Cooper Hand Tools	495	3423	332212	Solid and slip joint pliers
V-B/Williams Furniture Co Inc	380	2511	337122	Master bedroom furniture
Bosch Braking Systems	350	3714	336340	Drum brake assemblies
Federal-Mogul Corp	320	3592	336311	Diesel pistons
Color-Fi Inc	230	2824	325222	Fiber
Caterpillar Precision Pins	217	3568	333613	Planetary shafts
Interlake Material Handling	212	3499	332999	Pallet rack (storage systems)
Sumter Cabinet Co	198	2511	337122	Bedroom furniture
Madison Industries Inc	195	2273	314110	Bath sets
Carolina Furniture Works Inc	195	2511	337122	Bedroom furniture
Builders First Source	180	2439	321214	Trusses-roof & floor
Diebold Inc	167	3578	334119	ATM components--fabricate units
Kaydon Corp-Plant 12	150	3568	333613	Bearings
Osteen Publishing Co Inc	146	2711	511110	Newspapers
Sumter Metal Products (Energys)	135	3541	333512	Laser cutting
Midwest Stamping-Sumter Plt	126	3469	332116	Metal stampings & welded assemblies
Glasscock Co Inc	121	3273	327320	Sand, gravel, ready-mix concrete
Southeastern Chemical & Solvent Co/Omni	120	7389	325998	Waste recycling & blending for fuel
EMS-Chemie (North America) Inc	115	2821	325211	Engineering resins
International Paper	114	2621	322121	Cutsized copier paper
Peace Textile America Inc	110	2257	313241	Knitting mill
Sumter Packaging Corporation	105	2653	322211	Corrugated shipping containers
Florence Concrete Products-Sumter Plt	101	3272	327390	Precast prestress concrete
Caterpillar-Hydraulics Plant	90	3561	333911	Hydraulic cylinders

Fort Roofing & Sheet Metal Works Inc	85	3444	332322	Custom sheetmetal work
Carolina Filters	75	3564	333411	Service of commercial & industrial air filters
Southeastern Caseworks Inc	66	2431	337212	Architectural casework
Metokote Corp	65	3479	332812	Powder coating
Palmetto Pigeon Plant	60*	2015	311615	Squabs
John Evans Mfg Co	57	3715	336212	Flatbed, logging, lowbed trailers
Phibro-Tech Inc	54	2819	325188	Copper hydroxide products
Sumter Coatings Inc	54	2851	325510	Paints and allied products
Kaydon Corp-Plant 4	54	3568	333613	Construction turntable bearings
Harvin Choice Meats Inc	54	2013	311613	Sausages, smoked meats specialty foods, fried pork skins
Burgess-Brogdon Bldg Supply Co	50*	3271	327331	Concrete block & brick
Coca-Cola Bottling Co Consolidated	50	5149	42249	Coca-Cola distribution
Jemison-Demsey Metals	45	3312	331111	Steel coil slitting
Carolina Power Systems	43	3613	335313	Electrical control panels
Pepsi Cola Bottling Co	32	2086	312111	Bottled and canned soft drinks
Sumter Wood Preserving	30	2491	321114	Treating of lumber & plywood
J & M Dyers	28	2269	313312	Package dyers of yarns
Low Country Pallets	28	2653	322211	Recycled wood pallets
A&P Recycling Co	28	3341	331492	Nonferrous scrap metal
Air Filter Service Co Inc	25*	5085	421830	Industrial Machinery and Equipment Wholesalers (pt)
Gambrell Mfg	23	2515	33791	Mattresses and boxsprings
BioLite Plasma Services	23*	2836	325414	Source plasma
L & R Industries Inc	22	3465	33637	Automotive metal stampings
Garnay Inc	19	2833	325411	Dry ginkgo biloba leaves
Custom Metalizing & Machine Co Inc	16	3599	332999	Metal flame spray coatings
Hill Printing Co Inc	16	2752	323114	Commercial job printing
Metal Finishing Services Inc	16	3471	332813	Electroplating-silver, rack & barrel
Dixie Products Inc	15	3713	336211	Camper tops - pick-up truck tops and accessories
Power Clean Systems Inc	15	3589	333319	Car & truck washing equipment
Doris D Jones Company Inc	15	2392	314911	Pillow protectors
G&G Metal Fabrication Inc	15	3713	336211	Fire truck bodies for purchased chassis
Sumter Petroleum	15	2911	324110	Petroleum jobber
Colonial Packaging Inc	14	2673	326111	Plastic bags
Sumter Casket Co	11	3995	339995	Caskets
KVS Enterprises Inc	10	2392	314911	Custom made bedspreads
Sumter Printing Co	10	2759	323114	Commercial job printing

Merchant Iron Works, Inc	10	3441	332999	Steel fabrication
Maverick Motor Technologies	10	3621	335312	Electric motors
Monti Inc	10	3599	332710	Job shop plastic/fiberglass machining
Briggs Technologies, Ltd dba Briggs Air Systems	8	3444	332322	Sheet metal duct fabrication
The Copy Shop Inc	8	2752	323114	Commercial printing
Armoloy Southeast Inc	7	3471	332813	Armoloy thin dense chrome plating
Williams Brothers Inc	7	3441	332312	Fabricated structural metal
J B Richburg Inc	6	3599	333999	Industrial machinery, NEC
Induction Coil Specialists Inc	6	3677	334416	Induction coils
Gamecock Chemical Co Inc	6	2841	325611	Cleaners
Atkins & West Inc	6	2013	311613	Processed meats
Sumter Electric Rewinding Inc	5	3621	335312	Electric Motors
Singleton Steel Co	4	8711	541330	Engineering and cad design
T&N Fiberglass	4	3089	326199	Plastic products, NEC
Ventu-Lite Custom Products	3	2591	337920	Venetian blinds
Gamecock City Printing Inc	3	2752	323110	Commercial printing
Designs By Gloria & Pat Inc	2	2731	51130	Counted cross stitch books, publishing and printing

Source: Company Representatives (An * is pending an update)

Commuting

COMMUTING PATTERNS 2000		
	Commuting Into Sumter From:	Commuting Out of Sumter To:
Calhoun	41	20
Clarendon	2768	1238
Fairfield	11	26
Kershaw	197	844
Lee	1,373	318
Lexington	200	225
Newberry	0	108
Orangeburg	159	88
Richland	546	2,289
CSCA Region Subtotal	5,295	5,156
Aiken	11	0
Beaufort	20	24
Berkeley	22	19
Charleston	42	46
Chester	0	16
Chesterfield	25	47
Colleton	21	10
Darlington	198	166
Dorchester	34	0
Florence	396	731
Georgetown	18	0
Greenwood	0	19
Greenville	22	16
Horry	35	39
Lancaster	16	66
Pickens	0	12
Spartanburg	7	15
Williamsburg	184	57
Outside SC	311	526
Subtotal	1,362	1,809
Total	6,657	6,965
% of Labor Force Leaving Sumter County		14.5%
Average Commute Time		22
<i>Source: 2000 US Census County to County Worker Flow Files</i>		

LIVING HERE

Summer

Festivals & Events

Some of the South Carolina's most popular festivals are held in Sumter County. Throughout the year the county celebrates its military roots, awesome natural beauty, superior gardens, and the communities flair for the arts through its many festivals.



These festivals not only bring entertainment, but highlight what makes Sumter such a great place to live.



The Iris Festival: Held annually in May, the Iris Festival is South Carolina's oldest ongoing festival. The festival lasts four days at the Swan Lake - Iris Gardens and includes dancing, music, storytelling and a variety of foods. There are also flower shows, picnics, a rodeo, arts and crafts vendors, and a golf tournament. The Iris Festival was recently named

as one of the "Top Twenty in the Southeast" by the Southeast Tourism Society. **Accessibility, the Annual Art Festival:** Held at different historic locations in downtown Sumter, this event features visual and performing artists from around the country. Artists create installations that incorporate into Main Street walkways businesses in Downtown Sumter. **Sumter@Six Concert Series:** This concert series was created in an effort to revitalize the downtown area, and has been incredibly successful. Concerts are held on the



second Thursday of each month for six months in the summer and fall. In 2004, the series featured several different beach music acts including The Catalinas, Bill Pinkney & the Original Drifters, The Fantastic Shakers and The O'Kaysions.

Fantasy of Lights: In December, the Swan Lake - Iris Gardens are filled



with all the sights and sounds of Christmas for the Fantasy of Lights. There are more than 100 lighted figures that are dotted throughout the 150 acre park. Held in conjunction with the festival of lights in the

Poinsettia Festival. The Sumter Poinsettia Festival is named in honor of Joel Roberts Poinsett, the first US ambassador to Mexico. An avid botanist, Poinsett is famous for importing the plant that has become a symbol of the holiday season. The festival



features stage performances, home tours, a drive-through nativity and an endless amount of beautiful poinsettias.

Sumter Shaw Street Fest: Held in September, this family festival salutes the men and women at Shaw Air Force Base. Every year Main St. is filled with music, food and children's

entertainment. It is a great festival to enjoy some family fun while honoring great men and women who protect this country.

Recreation

Sumter County offers many outdoor recreational opportunities. For the nature lover, the county has an extensive state park and county recreation



department. For the golf enthusiast there is no shortage of beautiful and challenging courses. And with a climate conducive to four seasons of any outdoor sport, there is fun to be had year round. **Beech Creek Golf Course:** Designed by Ron Goodson, this course is located among forests and hills and offers elevation changes of 100

feet, wetlands and dense woods for a feel of nature all around. The course is 6,805 yards and its signature hole #16, a 171 yard par 3 with a full carry over water. **Links at Lakewood:** This beautiful course, designed by Porter Gibson, has trees scattered throughout the course that can alter your shots and ponds that come into play at least ten times. The greens are well bunkered and elevated, and there are some sand bunkers in the fairways. The signature hole #13, rated 3.5 by Golf Digest, is a 175-yard, par 3, requiring a tee shot over water to an island green. **Pocalla Springs Country Club:** This course has tall oak and pine trees lining most of the fairways. The small greens are undulating and a few of them are well bunkered. The fairways were built on flat terrain and play straightaway.

The signature hole is #14, a 127-yard, par 3, requiring a straight shot to a well-bunkered green. **Crystal Lakes:** The first hole on this course, a 140-yard, par 3, has a peninsula green. All of the remaining par 3's are very challenging as well. Water hazards come into play on the first five holes. There is an additional set of men's tees that can be used when playing an eighteen hole round.


Sumter National: This Russell Breeden-designed course boasts a 15th hole, its signature, that has

been featured in Golf Digest. Carved out of a dense forest of towering pines and majestic hardwoods, the course is a golfer's paradise. **Manchester State Forest:** Offers public access for hunting, fishing, hiking, bird watching, horseback riding, biking and motorcycle/ATV riding. Site features the "High Hills of Santee" section of the Palmetto Trail. **Poinsett State Park:** This park is uniquely positioned on the edge of diverse terrain which makes for habitat diversity that supports a wide range of floral life. Within the park's swamp, Sandhills, mountain bluffs and hardwood forests are plants that typically thrive in Upcountry habitats and species that are normally found in Lowcountry habitats. This 1,000-acre park also features a family campground, equestrian campground, fishing lake, trails and access to the Palmetto Trail system, which links to adjacent Manchester State Forest. **Mill Creek Park:** This park is the access point for the SC Palmetto Trail in Sumter County. This portion, "High Hills of Santee Passage," provides one of the few areas of the trail open to equestrian activities. Mill Creek also offers an unusual turn-of-the-century, hand-hewn lodge with kitchen facilities in a rustic Southern setting. The park facilities include fishing pier, lake access, picnic areas, campsites, equestrian facilities/stables and trails through Manchester State Forest. **Palmetto Tennis Center:** This recently constructed tennis center is one of the largest in South Carolina. There are 14 outdoor hard courts that are lit, free introductory tennis lessons, a pro shop and several leagues to join. **Sumter Aquatic Center:** Another recently completed project by the City of Sumter that houses a competition size pool for interscholastic meets and provides a low cost swimming location for local residents.



Healthcare

Tuomey Healthcare System was founded in 1914. This modern hospital is fully accredited with commendations by the Joint Commission on Accreditation of Health Care Organizations. Tuomey's main facility in the heart of Sumter features 266 beds, including a 26-bed nursery and 24-bed intensive care unit. The system has completed a \$48 million dollar renovation and expansion project with two new wing additions, a new medical office building, and a



600-car parking garage. In addition to the ongoing expansion, the system added Tuomey Medical Park in 1993, located a few miles from the city's center where patients can enjoy quality outpatient care without traveling downtown. Tuomey also has made a commitment to the most modern medical technology, adding a Cancer Treatment Center to the system in 1991. More than 140 physicians currently practice in Sumter, a number that's more than doubled in just five years.

Religion

Religion is an important part of life in Sumter County with over 120 congregations in the County. This includes Roman Catholic, Judaism,

African Methodist, Latter-Day Saints, Baptist, Presbyterian, Methodist, and Lutheran congregations to name a few.

Climate

Sumter County offers a temperate climate with warm to hot summers and mild winters. The county receives around 50 inches of precipitation

annually. The average annual temperature is 63.9 degrees while the average summer temperature is about 80 degrees.

Housing

The Sumter Metropolitan Statistical Area (MSA) features one of the lowest housing costs of any MSA in the State of South Carolina, according to the American Chambers of Commerce Research Association. Each month ACCRA tracks the costs of housing (and groceries, utilities, etc.) and places those costs on a Cost of Living Index, with a 100.0 score being the national average. Sumter's housing cost index is 87.6 for the second third of 2004. The

Sumter housing market features a wide variety of housing options to fit every budget and every lifestyle. From moderately priced units in South Sumter to expansive new five-bedroom homes in the western suburbs, to the rural farmlands of the county, the local housing market is replete with a variety of options.



Shopping

The Sumter Mall is in downtown Sumter and is anchored by Belk, JCPenney and Sears. The mall also house over 50 specialty shops. There are also a number of strip malls and antique shops along with all the well-known national chain

stores. About thirty minutes away in Columbia is Columbiana Center. This mall is anchored by Parisian's, Belk's, Dillard's, and JCPenny's and has national chains like Williams Sanoma, Gap, Arden B and Banana Republic. Located across the street

from Columbiana are several shopping centers that are home to several national chain restaurants and shops. Some of the stores include Kohl's, TJ Maxx, Target, Old Navy, Bed Bath and Beyond as well as several others. Some of the restaurants include Macaroni Grill, O'Charley's, Longhorn Steakhouse,

Outback Steak House, Carraba's Italian Grill, and many others. Between Sumter and Columbia you are sure to find your shopping niche.



Government

Sumter County is governed under a Council/Administrator format. The Council consists of seven members representing individual districts

including a Chair and Vice Chair who are by the council. The County Council serves four-year terms with elections held every two years.

Police & Fire

Sumter County Sheriff's Office

116 officers
125 patrol cars

Sumter City Police Department

110 total personnel
110 patrol cars

Sumter City/County Fire Department

80 firefighters
250 volunteers (# varies)
18 fire stations (3 In City, 15 outside the City)
28 fire engines, 2 ladder trucks, 21 tankers, 14 brush trucks, 21 tanker trucks, 10 service trucks, 1 hazmat truck, 7 COBRA (Chemical Ordinance Bio Radiation Assessment Team) trucks

Utilities

Water & Wastewater Services

City of Sumter
Water Capacity 23.5 million gpd
Average Usage 12.5 million gpd
Sewer Capacity 15 million gpd
Average Usage 9 million gpd

Telephone Services

Farmers Telephone Cooperative, Verizon

Gas Suppliers

Palmetto Gas Company, Midland Gas Company, SCE&G

Electric Suppliers

Black River Electric Cooperative, Progress Energy, SCE&G

Media

Sumter County newspaper, *The Item*, is published daily and covers Sumter County, other surrounding counties, and state and national headlines. Also published daily is *The State*; South Carolina's largest newspaper that covers news from the entire state and national headlines.

EDUCATION

Sumter

Primary & Secondary Education

Sumter County has two school districts, Sumter 2 and Sumter 17, which are home to 26 schools. The 26 public schools include: 15 elementary schools, 7 middle schools, 3 high schools, and 1 career center. There is also one vocational rehabilitation center located in Sumter County under the public school district system.

PUBLIC SCHOOL DISTRICT STATISTICS 2008				
District	Enrollment	Total SAT Score	Pupil/Teacher Ratio	Expenditure per Pupil
Sumter 2	8,975	918	23.6 to 1	\$7,886
Sumter 17	8,688	993	20.6 to 1	\$8,108
South Carolina	694,584	980	20.6 to 1	\$7,434
<i>Source: SC Department of Education</i>				

PRIVATE SCHOOLS 2008			
School Name	Grades	Enrollment	Religious Affiliation
Berea Academy	K-8	23	Seventh Day Adventist
Bethel Child Care & Learning Center	K	12	Baptist
Bright Beginnings Creative Day Care	K	15	Non-Denominational - Christian
Grace Baptist Kindergarten	K	17	Baptist
Hugdens Academy	K-12	189	Nonreligious
St. Anne School	K-8	162	Catholic
St. Francis Xavier High School	9-12	50	Catholic
Sumter Academy	2-12 & UNG	75	Secular
Sumter Christian School	K-12	322	Non-Denominational - Christian
Thomas Sumter Academy	K-12	550	Secular
Trinity Day School	K	12	Methodist
Wilson Hall	K-12	660	Secular
<i>Source: SC Department of Education</i>			

EDUCATIONAL ATTAINMENT AGES 25+
2008 estimate

	Number	Percent
High school or higher degree	57,212	84.8%
High school graduate	28,094	41.7%
Some college, no degree	10,067	14.9%
Associate degree	6,297	9.3%
Bachelor's degree	7,781	11.5%
Master's degree	4,973	7.4%

Source: Demographicsnow.com

Higher Education

Three institutions of higher education exist in Sumter County with the state's flagship university, the University of South Carolina, less than an hour away in Columbia. Sumter is also in easy access to any of the other 15 colleges and universities in the Central SC Region. **University of South Carolina-Sumter:** has been a part of the USC system for more than 30 years, and is currently in the process of expanding from two-year to four-year status. The campus already offers undergraduate degrees via the USC system's other branches, and



has plans to eventually offer its own baccalaureate degrees in 12 different areas. **Central Carolina Technical College:** Provides associates' degrees for its students and also provides specific classroom opportunities for area industries needing specialized training for its workforce. **Morris College:** A historically black private college, operated by the South Carolina Baptist Education and Mission State Convention, offers baccalaureate degrees in 19 different fields of study.

HIGHER EDUCATION
2007

Institution	Type	Enrollment	Graduation	Location	Web Site
Central Carolina Technical College	Public Vocational	3,283	220	Sumter	www.sum.tec.sc.us
Midlands Technical College	Public Vocational	10,706	824	Columbia	www.mid.tec.sc.us
Morris College	Private Liberal Arts	871	140	Sumter	www2.morris.edu
University of South Carolina	Public Flagship	27,272	6,086	Columbia	www.sc.edu
University of South Carolina - Sumter	Public Branch Campus	1,174	54	Sumter	www.uscsumter.edu

Source: South Carolina Commission of Higher Education